

## Rocosoft UVCCam™ Pro USB PTZ Camera Controller

Rocosoft UVCCam Controller allows users to control USB cameras directly from a PC or any Live Production system. UVC PTZ cameras support both video and control through the same USB cable - no extra control cables needed! Works with UVC cameras that use both—Relative and Absolute control.

Offers PTZ Camera control with KeyPad, Keyboard HotKeys, or from any device with a web browser. Allows to save and recall up to 500 presets and offers Visual Tiles and PresetVisualizer™.

## KEY FEATURES

- Video and control with a single USB cable
- Pan, Tilt, Zoom, Focus Control
- Configure and recall up to 500 presets
- 9 customizeable Visual Preset Tiles with one click Preset Recall
- Control 6 cameras from one computer
- WebRemote - far-end camera control from a web browser of any computer or smartphone
- PresetVisualizer -camera management using a visual layout of the camera presets
- Convenient keyboard shortcuts for main control functions
- Video Monitor for quick camera view and for taking images for Visual Tiles and Preset Visualizer

### Software

**Operating Systems** Windows 10, Windows 8.1, Windows 8, Windows 7, and Windows Vista

**Installation Size** 5 MB

**Licensing** 1 Computer per License.

### Digital Download

Software and License—sent via email

Quick Start Guide and User Manual– sent via email



1



2

© Rocosoft Inc. All Rights Reserved.

### 1. Main Controller

The main remote control interface provides convenient pan, tilt, zoom controls along with access to more advanced features such as presets, WebRemote, Preset Visualizer, video screen, Preset Scan, and keyboard shortcuts.

### 2. Preset Visualizer

The Preset Visualizer is a graphic user interface for creating a visual schematic of the camera's presets and greatly simplifies the logistics of preset switching.

### Supported Cameras

- Logitech ConferenceCam CC3000e
- Logitech PTZ PRO
- Logitech BCC950
- HuddleCamHD:12x and 18x
- Minrray: UV820 and UV950
- PTZOptics– all USB UVC PTZ Cameras
- Bolin– all USB UVC PTZ Cameras
- Lumens- all USB UVC PTZ Cameras
- Aver– all USB UVC PTZ Cameras
- VDO360: VPTZH-01 and VPTZH-02 Compass

## Rocosoft UVCCam Pro - USB Port UVC PTZ Camera Controller. PC Mode

### Main Panel



1. **Pan/Tilt Buttons**  
Directional Camera Control Buttons
2. **Focus Buttons**  
Focus Near, Far, Auto
3. **Zoom Buttons**  
Zoom In/Out
6. **Keyboard Shortcuts Button**  
Select for camera control using keyboard shortcuts
8. **Directional Control Button**  
Select for camera control using Directional Buttons
9. **Preset Management Section**  
One click Preset Recall buttons  
Set Presets, Change Preset Names,  
Call Presets, Configure Visual Tiles

- 9A. **Preset Dial Pad**  
Dial Preset Numbers, Set Presets, Change  
Preset Names, Call Presets.  
Press the Tiles button to switch between  
using either Visual Tiles or Preset Dial Pad
10. **UVC Camera Management Section**  
Name cameras, Switch Cameras
11. **Minimize Button**  
Minimize program to the task bar
12. **Configuration Button**  
Open Configuration Panel
13. **Control Tools**  
Cycle Control Tools 21-41-29-42-27



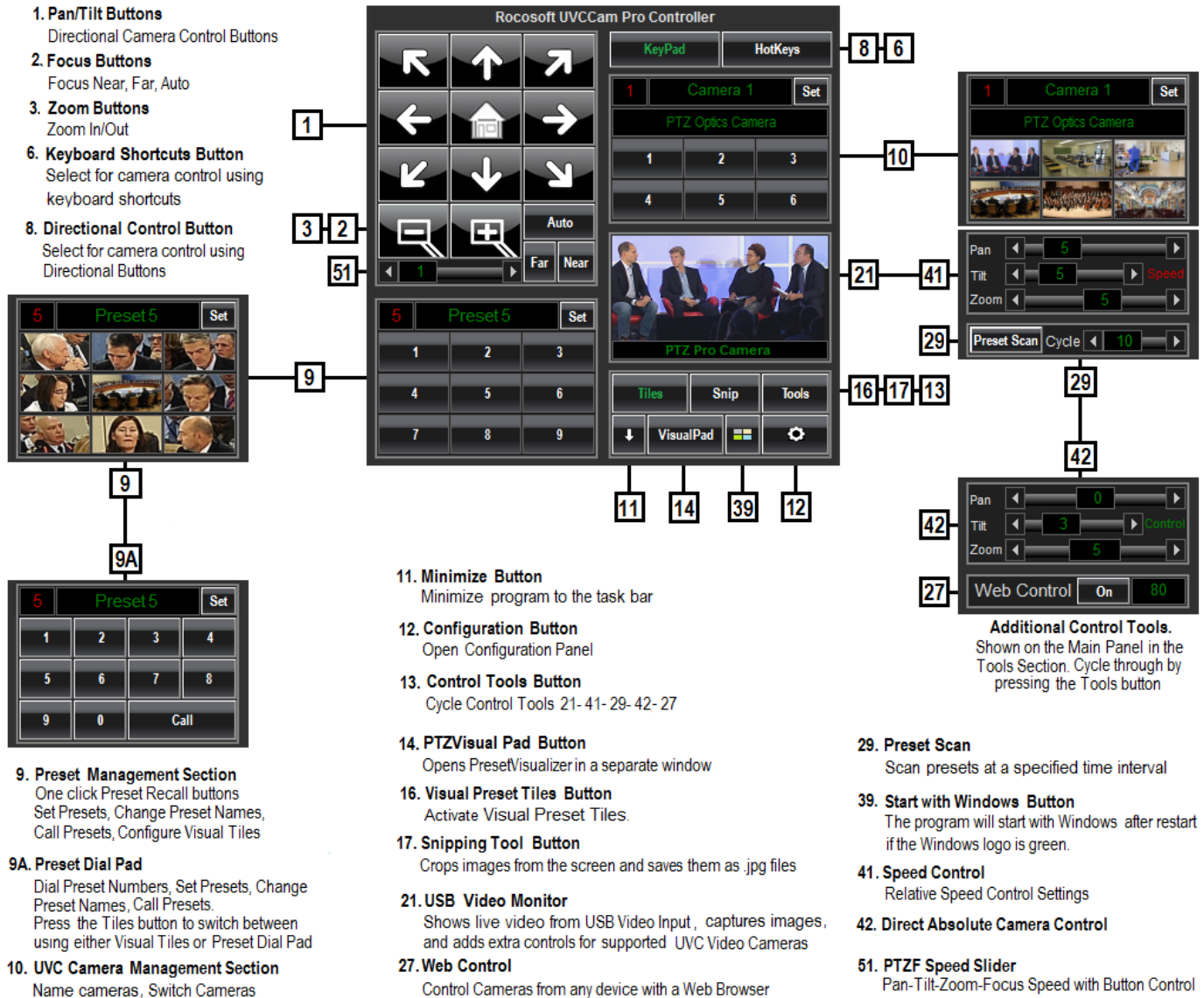
**Additional Control Tools.**  
Shown on the Main Panel in the Tools Section.  
Cycle through by pressing the Tools button

14. **PTZ Visual Pad Button**  
Opens Preset Visualizer in a separate window
16. **Tiles button**  
Switch between using Preset Visual Tiles or Preset Dial Pad
17. **Snipping Tool Button**  
Crops images from the screen and saves them as .jpg files
21. **USB Video Monitor**  
Shows live video from USB Video Input, captures images, and adds extra controls  
for supported UVC Video Cameras
27. **Web Control**  
Control Cameras from any device with a Web Browser

29. **Preset Scan**  
Scan presets at a specified time interval
39. **Start with Windows Button**  
The program will start with Windows after restart  
if the Windows logo is green.
41. **Speed Control**  
Relative Speed Control Settings
42. **Direct Absolute Camera Control**
51. **PTZF Speed Slider**  
Pan-Tilt-Zoom-Focus Speed with Button Control

## Rocosoft UVCCam Pro - USB Port UVC PTZ Camera Controller. LP Mode

### Main Panel





## Rocosoft PresetVisualizer™ Interface

Rocosoft Preset Visualizer is a customizable graphic user interface for controlling PTZ cameras connected to computer with the Main Controller and is designed to simplify the logistics of preset switching. Totally customizable, users can set seat positions, camera positions, add pictures to represent people, add custom room layouts, set live video as the room layout, and designate presets to specific locations in the room.

### Features:

- SEE the layout of your camera's preset positions
- 16 position presets
- Create a static image or a dynamic video background
- Simple drag-and-drop preset configuration
- Assign pictures to represent people

#### 1. PTZ Visual Pad

Main Interface

#### 2. Profile Pictures

Add pictures to represent participants

#### 3. Profile Title Box

Name your profile pictures

#### 4. Clickable Presets

Drag and drop clickable presets

#### 5. PTZ Controls

Convenient Pan, Tilt, Zoom controls

#### 6. Video ON

Turns video background mode ON

#### 7. Camera Stream Settings

Changes standard for the video stream

#### 8. Camera Settings

Extra controls for the camera

#### 9. Save

Saves image for use as background

#### 10. Background Video Camera Selection

Select which camera to use for video background layout mode

#### 11. Reset

Resets current camera settings

#### 12. Pictures Button

Toggle on and off use of profile pictures

#### 13. Names Button

Toggle on and off use of profile picture title boxes

#### 14. Lines Button

Show/hide lines that connect to each preset button

#### 15. Exit

Closes the PTZ Visual Pad application

#### 16. Preset Window

Shows the current preset

### Preset Visualizer™ Features Diagram



© Rocosoft Inc. All Rights Reserved.



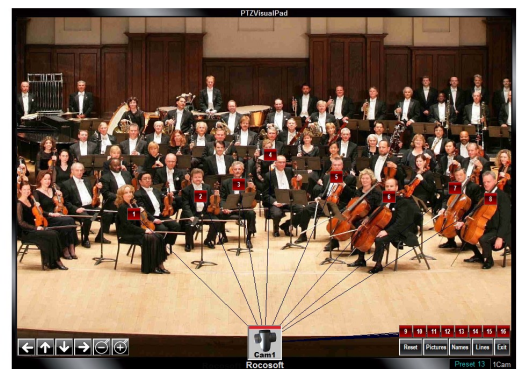
### Board Room

Perfect for far-end camera control during a conference or meeting with presets visually laid out for each meeting member seat.



### Classroom

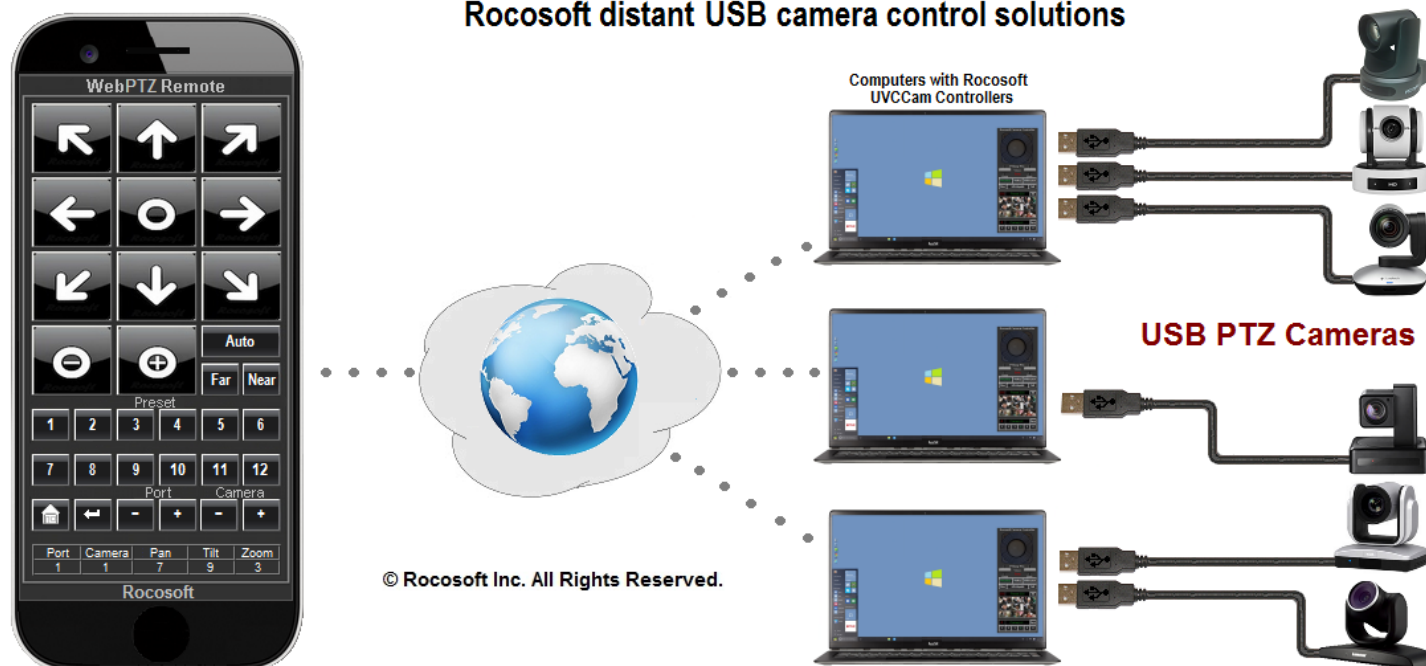
Ideal for distance learning and webinar settings to easily capture classroom participants and instructors for a more interactive classroom experience.



### Auditorium

Great for laying out complex scenes such as an orchestra or live broadcast application.

## Rocosoft distant USB camera control solutions



## Far-End Camera Control

- Far-end camera control from a web browser of any mobile device over any LAN, Wi-Fi, and WAN IP network
  - Switch ports. Switch between cameras. Control pan, tilt, zoom, and focus. Call presets.
- Works with iPhones, iPads, Android phones and tablets, Windows phones and tablets, Google phones and tablets, and all other mobile devices with a web browser
  - Supports all web browsers such as Internet Explorer, Google Chrome, Safari, Mozilla Firefox, etc.